




# FSM-IMX678 Datasheet

## Sony IMX678AAQR1 Sensor Module

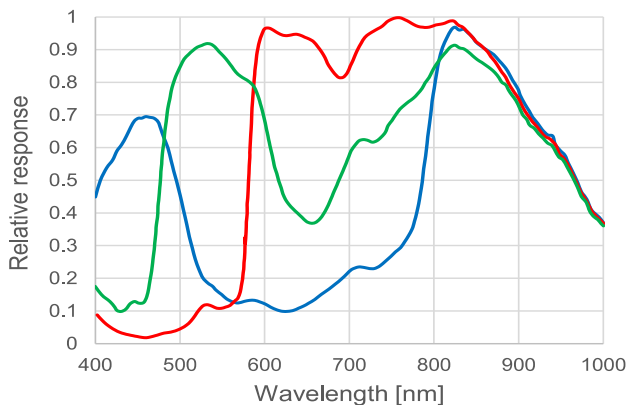
### FRAMOS Sensor Module



#### Key Benefits & Features:

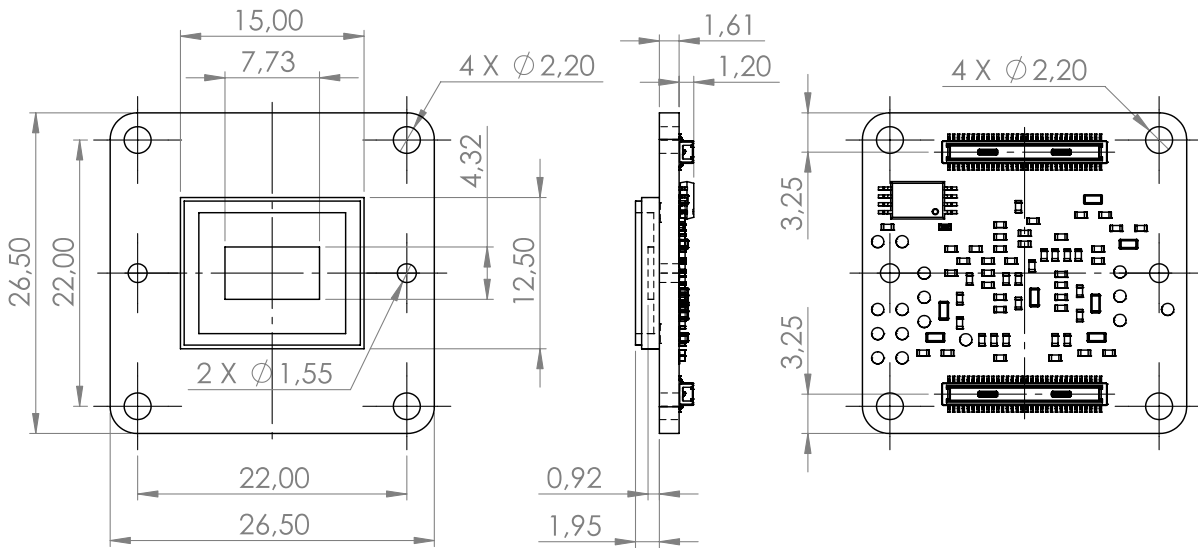
- 8.3 Mpx Sony CMOS Rolling Shutter sensor module, ready to embed!
- All FSMs are part of a rapid prototyping ecosystem, consisting of:
  - ✓ Adapters to various processing boards
  - ✓ Design sources for deep embedding
  - ✓ Various accessories and design in services

FSM-IMX678C (Color):



Specification	
Model Name	FSM-IMX678C (V1A)
Image Sensor	
Vendor / Name	Sony IMX678AAQR1
Shutter Type	CMOS Rolling Shutter
Technology / Grade	Starvis2 / Security
Chromaticity	Color / Mono
Optical Format	1/1.8"
Pixel Size	2 x 2 $\mu\text{m}$
Max. Resolution	8.3 Mpx / 3856 x 2180 px
Framerate (max.)	72 FPS (4-Lane) 30 FPS (2-Lane)
Bit Depth(s)	10 / 12 bit
Interface	
Data Interface	MIPI CSI-2 (2 / 4 Lane)
Communication Interface	I <sup>2</sup> C
Drive Frequency(s)	6 - 27 / 37.125 / 74.25 MHz
Input Voltages	1.1V, 1.8V, 3.3V
Interface Connector	Hirose DF40C-60DP-0.4V(51)
EEPROM (Sensor ID)	Yes
Mechanical	
Dimensions (HxWxD)	26.5 x 26.5
Environmental	
Operating Temperature	-30°C to +85°C (function) -10°C to +60°C (performance)
Storage Temperature	-40°C to +85°C
Ambient Humidity	20% to 95% RH, non condensing
Software Support	
Driver	V4L2 Based Device Driver Libargus / Argus Camera (ISP Tuned) Isaac ROS compliant
Supported Platform(s)	NVIDIA Jetson Family: AGX Xavier, Nano, TX2 (NX), Xavier NX
Software Version(s)	NVIDIA JP4.6 / L4T32.6.1
Suggested Accessories & Adapters	
Compatible FSA Type	FSA-FT26/A
Recommended Devkit(s)	FSM-IMX678C/TXA_Devkit (TX2, AGX) FSM-IMX678C/NVN_Devkit (Nano, NX)
Lens Mounts	M12 or C/CS-Mount options
A matrix with compatible <i>Sensor Adapters (FSA)</i> and <i>Processor Board Adapters (FPA)</i> for various setups can be found at the end of this document.	

**Mechanical Drawing**




Sensor image optical center is in mechanical board center.

**Connector Pinout**

Type: Hirose DF40C-60DP-0.4V(51)

Mating Type: Hirose DF40HC(4.0)-60DS-0.4V(51)

Pin	Name
1	NC
3	NC
5	3V3
7	3V3
9	1V8_IO
11	GND
13	GND
15	XCLR
17	NC
19	XMASTER
21	SCL
23	NC
25	XVS
27	SDA
29	XHS
31	NC
33	NC
35	SLAMODE0
37	GND
39	INCK
41	NC
43	GND
45	NC
47	NC
49	GND
51	D_DATA_0_N
53	D_DATA_0_P
55	GND
57	D_DATA_2_P
59	D_DATA_2_N



Pin	Name
2	1V8
4	1V8
6	1V1_D
8	1V1_D
10	NC
12	GND
14	GND
16	NC
18	NC
20	NC
22	NC
24	NC
26	NC
28	NC
30	TENABLE
32	TOUT
34	NC
36	SLAMODE1
38	GND
40	NC
42	NC
44	GND
46	D_DATA_3_P
48	D_DATA_3_N
50	GND
52	D_DATA_1_N
54	D_DATA_1_P
56	GND
58	D_CLK_0_P
60	D_CLK_0_N

Signals are routed directly from image sensor to connector. Details on specific signals are described in the respective image sensor datasheet.

Note: The FSM is assembled with two PixelMate™ connectors. Only the lower one (orientation: Pin 1 on left upper corner) is supported by Ecosystem and driver and contains all relevant signals for 2/4 Lane operation. The upper connector contains only the further 4 Lanes of the image sensor and is supported on request.



**Table of Contents**

- 1 FRAMOS Sensor Module Ecosystem ..... 2
  - 1.1 Ecosystem Overview..... 3
  - 1.2 Materials and Services..... 4
    - 1.2.1 Native MIPI CSI-2 Modules ..... 5
    - 1.2.2 Sub-LVDS, SLVS and SLVS-EC Modules ..... 9
- 2 Software Package and Drivers ..... 10
  - 2.1 Reference Software: NVIDIA Jetson Family..... 11
    - 2.1.1 Platform and Sensor Device Drivers ..... 11
    - 2.1.2 Image Pre-Processing Examples ..... 13
- 3 Ecosystem Compatibility Matrix..... 15
  - 3.1 Hardware Support ..... 15



## 1 FRAMOS Sensor Module Ecosystem

The FSM Ecosystem consists of FRAMOS Sensor Modules, Adapters, Software and Sources, and provides one coherent solution supporting the whole process of integrating image sensors into embedded vision products.

During the evaluation and proof-of-concept phase, off-the-shelf sensor modules with a versatile adapter framework allow the connection of latest image sensor technology to open processing platforms, like the NVIDIA Jetson Family or the 96boards.org standard. Reference drivers and sample applications deliver images immediately after installation, supporting V4L2 and an optional derivate API providing comfortable integration. Within the development phase, electrical design references and driver sources guide with a solid and proven baseline to quickly port into individual system designs and extend scope, while decreasing risk and efforts.

To simplify and relieve the whole supply chain, all FRAMOS Sensor Modules and adapters are optimized and ready for delivery in volume and customization with pre-configured lens holder, lens and further accessories.

### Off-the-Shelf Hardware

- FRAMOS Sensor Modules (FSM) from stock, ready for evaluation and optimized for initial mass production.
- Versatile adapter framework, allowing flexible testing of different modules, on different processing boards:
  - FRAMOS Sensor Adapter (FSA):  
Everything the specific sensor needs for operation
  - FRAMOS Processor Adapter (FPA):  
Connect up to four FSM + FSA to a specific processor board
- From lenses, mechanics and cables, all needed imaging accessories from one hand

### Kickstart Software Package

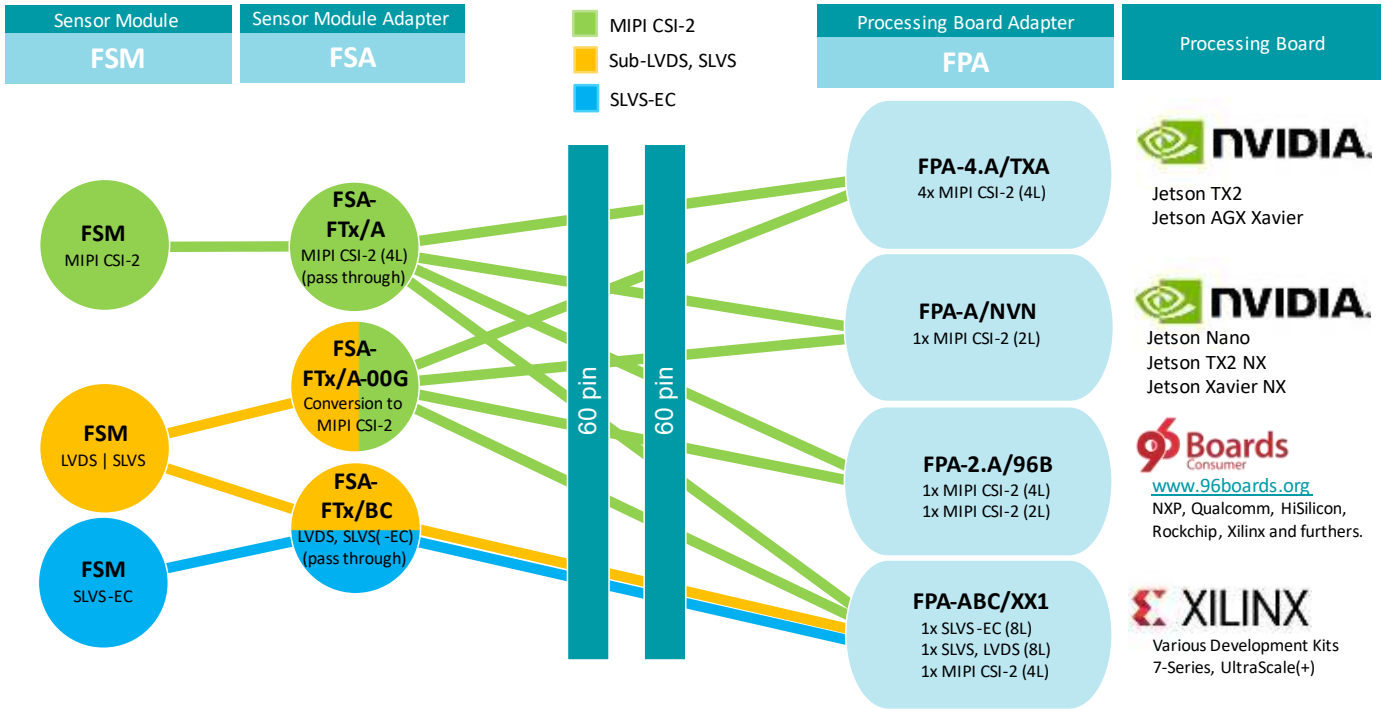
- Drivers with basic sensor integration:
  - V4L2 drivers for specific image sensors
  - Platform specific device tree overlays
- Streamlined V4L2 library (LibSV) with comfortable and generic C/C++ API
- Example applications demonstrating initialization, configuration and image acquisition

Further to the off-the-shelf hard- and software, the Ecosystem supports you on project basis with:

- Driver sources allowing the focus on application specific scope and sensor features
- Electrical references for FSA and FPA, supporting quick and optimized embedding of FSMs
- Engineering services via FRAMOS and its partners, allowing you to focus on your product's unique value

### 1.1 Ecosystem Overview

The figure below shows a map of compatibility with all components inside the Ecosystem. Every element (or hardware) and connection displayed in **Green** operates with native MIPI CSI-2 (D-PHY) data.



Every component and connection displayed in **Orange** or **Blue** operates with proprietary (Sub-LVDS, SLVS) or standardized (SLVS-EC) LVDS data, that requires further attention to the physical processing of the image data by either data conversion or specific FPGA IP. Users of MIPI CSI-2 based processing systems are supported by FSM specific data conversion located on dedicated FRAMOS Sensor Adapters (FSAs).

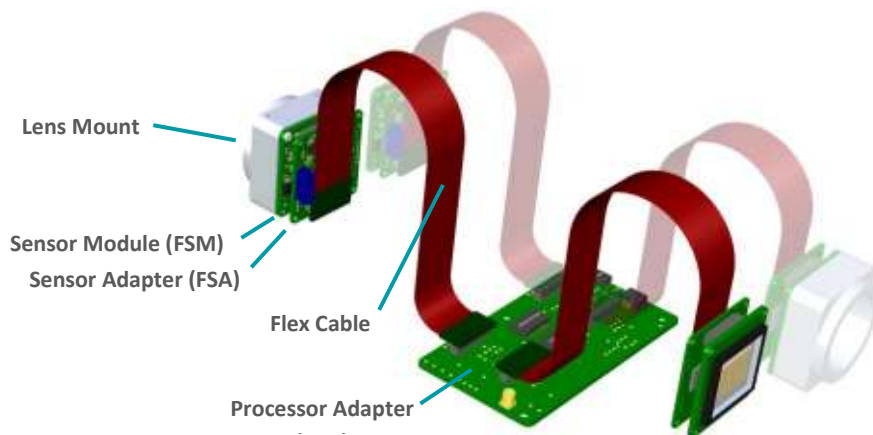


Figure 1: Assembly of a typical Sensor Module Development Kit

Specification and compatibility of all individual components are listed in the appropriate chapter of the full datasheet. Access to software and drivers is only granted with the purchase of the appropriate development kit. Electrical design sources, support and services are provided on individual basis, they are not part of the development kit or component purchase.



## 1.2 Materials and Services

Below you can find a list of materials and services as part of the FRAMOS Sensor Module Ecosystem.

### Hardware

- FRAMOS Sensor Module Development Kits
- Individual Parts:
  - FRAMOS Sensor Modules
  - FRAMOS Sensor Adapters
  - FRAMOS Processor Adapters
  - FRAMOS Module Accessories (Cables, Mounts)

### Software (part of the Development Kit)

- Software Package for NVIDIA Jetson AGX Xavier, Nano, TX2, TX2 NX and Xavier NX
- Software Package for DragonBoard 410c (96Boards)
- Xilinx FPGA reference implementation for SLVS-EC (Sony IMX421, IMX530)

### Design Sources (on Project Basis)

- Software Driver Sources
- Electrical References for FSA, FPA (Schematics)

### Design Services

- Off-the-shelf hardware customization including size, shape, connector and extended functionality
- Software customization and extension
  - Additional processor board support
  - Further sensor features and image (pre-)processing
- Integration of additional sensors
- Optimization for volume production
- Lens assembly and alignment
- System / solution development
- Production and integration



### 1.2.1 Native MIPI CSI-2 Modules

#### Global Shutters

Model Name	FSM-IMX297	FSM-AR0144	FSM-IMX296	FSM-HDP230	FSM-IMX565
Shutter Type	CMOS Global Shutter	CMOS Global Shutter	CMOS Global Shutter	CMOS Global Shutter	CMOS Global Shutter
Technology	Pregius (Gen2)(Bin)	-	Pregius (Gen2)	-	Pregius S (Gen4)
Resolution [MP]	0.4	1	1.6	2.3	12.3
Resolution [HxV]	728 x 544	1280 x 800	1456 x 1088	1944 x 1204	4128 x 3008
Max. Framerate [FPS]	120.9 FPS (1-Lane)	60.3 FPS (2-Lane)	60.4 FPS (1-Lane)	59.9 FPS (4-Lane) 59.9 FPS (2-Lane)	42.6 FPS (4-Lane) 22.3 FPS (2-Lane)
Mono / Color	Mono	Color / Mono	Mono	Color / Mono	Color / Mono
Sensor Manufacturer	Sony	ON Semiconductor	Sony	Pyxalis	Sony
Sensor Name	IMX297LLR / IMX297LQR	AR0144CSSM / AR0144CSCC	IMX296LLR / IMX296LQR	HDPYX 230-G Mono / HDPYX 230-G RGB	IMX565AAMJ-C / IMX565AAQJ-C
Application / Grade	Sensing	Industrial	Sensing	Automotive	Industrial
Optical Format [inch]	1/2.9	1/4	1/2.9	1/2.5	1/1.1
Pixel Size [µm]	6.9 x 6.9	3 x 3	3.45 x 3.45	3.2 x 3.2	2.74 x 2.74
Pixel Bitdepth [bit]	10 bit	10 / 12 bit	10 bit	8 / 10 / 12 / 14 / 16 bit	8 / 10 / 12 bit
Data Interface [Type]	MIPI CSI-2	MIPI CSI-2	MIPI CSI-2	MIPI CSI-2	MIPI CSI-2
Data Interface [# Lanes]	1	1 / 2	1	2 / 4	2 / 4
Communication Interface	I <sup>2</sup> C (4-wire serial)	I <sup>2</sup> C	I <sup>2</sup> C (4-wire serial)	I <sup>2</sup> C	I <sup>2</sup> C
Drive Frequency [MHz]	37.125 / 74.25 / 54	6 to 48	37.125 / 74.25 / 54	6 to 27	37.125 / 54 / 74.25 MHz
Input Voltages	1.2V, 1.8V, 3.3V	1.2V, 1.8V, 2.8V	1.2V, 1.8V, 3.3V	1.2V, 1.8V, 2.8V	1.1V, 1.8V, 2.9V, 3.3V
Supported Lens Mounts	M12 or C/CS-Mount options	M12 or C/CS-Mount options	M12 or C/CS-Mount options	M12 or C/CS-Mount options	C/CS-Mount option
Board Dimensions [mm <sup>2</sup> ]	26.5 mm x 26.5 mm	26.5 mm x 26.5 mm	26.5 mm x 26.5 mm	26.5 mm x 26.5 mm	26.5 mm x 26.5 mm



## Rolling Shutters (Part 1/3) – up to 5 MP

Model Name	FSM-IMX327	FSM-IMX290	FSM-IMX462	FSM-IMX464	FSM-IMX335	FSM-AR0521
Shutter Type	CMOS Rolling Shutter	CMOS Rolling Shutter	CMOS Rolling Shutter	CMOS Rolling Shutter	CMOS Rolling Shutter	CMOS Rolling Shutter
Technology	Starvis + NIR	Starvis + NIR	Starvis	Starvis + NIR	Starvis	-
Resolution [MP]	2.1	2.1	2.1	4.2	5	5
Resolution [HxV]	1920 x 1080	1920 x 1080	1920 x 1080	2712 x 1538	2616 x 1964	2592 x 1944
Max. Framerate [FPS]	60 FPS (4-Lane) 60 FPS (2-Lane)	120 FPS (4-Lane) 60 FPS (2-Lane)	120 FPS (4-Lane) 60 FPS (2-Lane)	90 FPS (4-Lane) 30 FPS (2-Lane)	60 FPS (4-Lane) 30 FPS (2-Lane)	69 FPS (4-Lane) 34 FPS (2-Lane)
Mono / Color	Color	Color	Mono	Color / Mono	Color / Mono	Color / Mono
Sensor Manufacturer	Sony	Sony	Sony	Sony	Sony	ON Semiconductor
Sensor Name	IMX327LQR1	IMX462LQR-C	IMX290LLR / IMX290LQR	IMX464LQR-C	IMX335LLN / IMX335LQN	AR0521SR2M / AR0521SR2C
Application / Grade	Security	Security	Security	Security	Security	
Optical Format [inch]	1/2.8	1/2.8	1/2.8	1/1.8	1/2.8	1/2.5
Pixel Size [µm]	2.9 x 2.9	2.9 x 2.9	2.9 x 2.9	2.9 x 2.9	2 x 2	2.2 x 2.2
Pixel Bitdepth [bit]	10 / 12 bit	10 / 12 bit	10 / 12 bit	10 / 12 bit	10 / 12 bit	8 / 10 / 12 bit
Data Interface [Type]	MIPI CSI-2	MIPI CSI-2	MIPI CSI-2	MIPI CSI-2	MIPI CSI-2	MIPI CSI-2
Data Interface [# Lanes]	2 / 4	2 / 4	2 / 4	2 / 4	2 / 4	2 / 4
Communication Interface	I <sup>2</sup> C (4-wire serial)	I <sup>2</sup> C	I <sup>2</sup> C (4-wire serial)	I <sup>2</sup> C	I <sup>2</sup> C	I <sup>2</sup> C
Drive Frequency [MHz]	37.125 / 74.25	37.125 / 74.25	37.125 / 74.25	6 to 27 / 37.125 / 74.25	6 - 27 / 37.125 / 74.25	10 to 48
Input Voltages	1.2V, 1.8V, 2.9V	1.2V, 1.8V, 2.9V	1.2V, 1.8V, 2.9V	1.2V, 1.8V, 2.9V	1.2V, 1.8V, 2.9V	1.2V, 1.8V, 2.7V
Supported Lens Mounts	M12 or C/CS-Mount options	M12 or C/CS-Mount options	M12 or C/CS-Mount options	M12 or C/CS-Mount options	M12 or C/CS-Mount options	M12 or C/CS-Mount options
Board Dimensions [mm <sup>2</sup> ]	26.5 x 26.5	26.5 x 26.5	26.5 x 26.5	26.5 x 26.5	26.5 x 26.5	26.5 x 26.5





## Rolling Shutters (Part 2/3) – 8 MP

Model Name	FSM-IMX334	FSM-IMX485	FSM-IMX585	FSM-IMX678	FSM-IMX415	FSM-IMX715
Shutter Type	CMOS Rolling Shutter	CMOS Rolling Shutter	CMOS Rolling Shutter	CMOS Rolling Shutter	CMOS Rolling Shutter	CMOS Rolling Shutter
Technology	Starvis	Starvis + NIR	Starvis2	Starvis2	Starvis + NIR	Starvis + NIR
Resolution [MP]	8.3	8.3	8.3	8.3	8.4	8.4
Resolution [HxV]	3864 x 2180	3864 x 2180	3856 x 2180	3856 x 2180	3864 x 2192	3864 x 2192
Max. Framerate [FPS]	60 FPS (4-Lane)	72 FPS (4-Lane) 38 FPS (2-Lane)	90.1 FPS (4-Lane) 30 FPS (2-Lane)	72 FPS (4-Lane) 30 FPS (2-Lane)	90 FPS (4-Lane) 44 FPS (2-Lane)	90 FPS (4-Lane) 44 FPS (2-Lane)
Mono / Color	Color / Mono	Color	Color	Color / Mono	Color	Color
Sensor Manufacturer	Sony	Sony	Sony	Sony	Sony	Sony
Sensor Name	IMX334LLR / IMX334LQR	IMX485LQJ	IMX585AAQJ1-C	IMX678AAQR1	IMX415-AAQR	IMX715AAQR1
Application / Grade	Security	Security	Security	Security	Security	Security
Optical Format [inch]	1/1.8	1/1.2	1/1.2	1/1.8	1/2.8	1/2.8
Pixel Size [µm]	2 x 2	2.9 x 2.9	2.9 x 2.9	2 x 2	1.45 x 1.45	1.45 x 1.45
Pixel Bitdepth [bit]	10 / 12 bit	10 / 12 bit	10 / 12 bit	10 / 12 bit	10 / 12 bit	10 / 12 bit
Data Interface [Type]	MIPI CSI-2	MIPI CSI-2	MIPI CSI-2	MIPI CSI-2	MIPI CSI-2	MIPI CSI-2
Data Interface [# Lanes]	4	2 / 4	2 / 4	2 / 4	2 / 4	2 / 4
Communication Interface	I <sup>2</sup> C	I <sup>2</sup> C	I <sup>2</sup> C	I <sup>2</sup> C	I <sup>2</sup> C	I <sup>2</sup> C
Drive Frequency [MHz]	6 - 27 / 37.125 / 74.25	6 to 27 / 37.125 / 74.25	6 to 27 / 37.125 / 72 / 74.25	6 - 27 / 37.125 / 74.25	24 / 27 / 37.125 / 72 / 74.25	24 / 27 / 37.125 / 72 / 74.25
Input Voltages	1.2V, 1.8V, 2.9V	1.2V, 1.8V, 2.9V	1.1V, 1.8V, 3.3V	1.1V, 1.8V, 3.3V	1.1V, 1.8V, 2.9V	1.1V, 1.8V, 2.9V
Supported Lens Mounts	M12 or C/CS- Mount options	C/CS-Mount option	C/CS-Mount option	M12 or C/CS- Mount options	M12 or C/CS- Mount options	M12 or C/CS- Mount options
Board Dimensions [mm <sup>2</sup> ]	26.5 x 26.5	26.5 x 26.5	26.5 x 26.5	26.5 x 26.5	26.5 x 26.5	26.5 x 26.5

**Rolling Shutters (Part 3/3) – equal or higher than 12 MP**

Model Name	FSM-IMX412	FSM-IMX577	FSM-IMX477	FSM-AR1335	FSM-IMX283
Shutter Type	CMOS Rolling Shutter	CMOS Rolling Shutter	CMOS Rolling Shutter	CMOS Rolling Shutter	CMOS Rolling Shutter
Technology	Starvis	Starvis	Starvis	-	Starvis
Resolution [MP]	12.3	12.3	12.3	13.1	20.2
Resolution [HxV]	4056 x 3040	4056 x 3040	4056 x 3040	4208 x 3120	5496 x 3694
Max. Framerate [FPS]	59.9 FPS (4-Lane) 30 FPS (2-Lane)	59.9 FPS (4-Lane) 30 FPS (2-Lane)	59.9 FPS (4-Lane) 30 FPS (2-Lane)	27.2 FPS (4-Lane) 13 FPS (2-Lane)	24.7 FPS (4-Lane)
Mono / Color	Color	Color	Color	Color	Color
Sensor Manufacturer	Sony	Sony	Sony	ON Semiconductor	Sony
Sensor Name	IMX412-AACK	IMX477-AAPK	IMX577-AACK	AR1335CSSM / AR1335CSSC	IMX283CQJ
Application / Grade	Security	Security	Security	Industrial	Audio/Video
Optical Format [inch]	1/2.3	1/2.3	1/2.3	1/3.2	1
Pixel Size [µm]	1.55 x 1.55	1.55 x 1.55	1.55 x 1.55	1.1 x 1.1	2.4 x 2.4
Pixel Bitdepth [bit]	10 / 12 bit	8 / 10 / 12 bit	8 / 10 / 12 bit	8 / 10 bit	10 / 12 bit
Data Interface [Type]	MIPI CSI-2	MIPI CSI-2	MIPI CSI-2	MIPI CSI-2	MIPI CSI-2
Data Interface [# Lanes]	2 / 4	2 / 4	2 / 4	2 / 4	4
Communication Interface	I <sup>2</sup> C (CCI)	I <sup>2</sup> C (CCI)	I <sup>2</sup> C (CCI)	I <sup>2</sup> C	I <sup>2</sup> C
Drive Frequency [MHz]	6 / 12 / 18 / 27	6 to 27	6 to 27	6 to 48	6 to 27
Input Voltages	1.05V, 1.8V, 2.75V	1.05V, 1.8V, 2.8V	1.05V, 1.8V, 2.8V	1.2V, 1.8V, 2.7V	1.2V, 1.8V, 2.9V
Supported Lens Mounts	M12 or C/CS-Mount options	M12 or C/CS-Mount options	M12 or C/CS-Mount options	M12 or C/CS-Mount options	C/CS-Mount option
Board Dimensions [mm <sup>2</sup> ]	26.5 x 26.5	26.5 x 26.5	26.5 x 26.5	26.5 x 26.5	26.5 x 26.5



### 1.2.2 Sub-LVDS, SLVS and SLVS-EC Modules

Model Name	FSM-IMX264	FSM-IMX304	FSM-IMX530
Shutter Type	CMOS Global Shutter	CMOS Global Shutter	CMOS Global Shutter
Technology	Pregius (Gen2)	Pregius (Gen2)	Pregius S (Gen4)
Resolution [MP]	5.1	12.4	24.5
Resolution [HxV]	2464 x 2056	4112 x 3008	5328 x 4608
Max. Framerate [FPS]	CSI-2: 35.7 FPS (4-Lane)	CSI-2: 23.4 FPS (4-Lane)	SLVS-EC: 106.9 FPS (8-Lane) CSI-2: 30 FPS (4-Lane)
Mono / Color	Color / Mono	Color / Mono	Color / Mono
Sensor Manufacturer	Sony	Sony	Sony
Sensor Name	IMX264LLR / IMX264LQR	IMX304LLR / IMX304LQR	IMX530-AAMJ / IMX530-AAQJ
Application / Grade	Industrial	Industrial	Industrial
Optical Format [inch]	2/3	1.1	1.2
Pixel Size [ $\mu\text{m}$ ]	3.45 x 3.45	3.45 x 3.45	2.74 x 2.74
Pixel Bitdepth [bit]	12 bit	12 bit	8 / 10 / 12 bit
Data Interface [Type]	SubLVDS	SubLVDS	SLVS, SLVS-EC
Data Interface [# Lanes]	4	4 / 8	1 / 2 / 4 / 8
Communication Interface	I <sup>2</sup> C (4-wire serial)	I <sup>2</sup> C (4-wire serial)	I <sup>2</sup> C (4-wire serial)
Drive Frequency [MHz]	37.125 / 54 / 74.25	37.125 / 54 / 74.25	37.125 / 54 / 74.25
Input Voltages	1.2V, 1.8V, 3.3V	1.2V, 1.8V, 3.3V	1.1V, 1.8V, 2.9V, 3.3V
Supported Lens Mounts	C/CS-Mount option	C/CS-Mount option	C/CS-Mount option
Board Dimensions [mm <sup>2</sup> ]	28 x 28	28 x 28	28 x 28



## 2 Software Package and Drivers

As FRAMOS we know that the getting started with a new technology is the biggest challenge. The idea behind the Software Package is to enable embedded software engineers to get quickly to a streaming system and provide at the same time all tools that are needed to extend and adapt it according the individual needs of the application.

### What the software package and driver are:

- A reference for a custom sensor implementation
- Demonstrating how to use the required interfaces
- Demonstrating how to communicate with the image sensor
- Demonstrating how to generally initialize and configure the image sensor
- Provide initial image streaming output to the user space
- Demonstrating how to run basic image processing on pixel data

### Supported Processor Platforms

The table below shows which platforms are supported by the standard driver package, and how many FSMs can at maximum be operated in parallel.

Sensor Module	NVIDIA Jetson TX2	NVIDIA AGX Xavier	NVIDIA Jetson Nano, TX2 NX, Xavier NX	DragonBoard 410c	96Boards Consumer Edition	Xilinx Development Boards	
FSM-AR0144		4	2		HW only, driver development on project basis.		
FSM-AR0521		4	2	2			
FSM-AR1335		4	2				
FSM-HDP230	4	4	2				
FSM-IMX264	2	4	-				
FSM-IMX283	2	4	-				
FSM-IMX290		4	2	2			
FSM-IMX296		4	2	2			
FSM-IMX297		4	2				
FSM-IMX304	2	4	-				
FSM-IMX327		4	2	2			
FSM-IMX334	2	4	-				
FSM-IMX335		4	2				
FSM-IMX412		4	2	2			
FSM-IMX415		4	2				
FSM-IMX462		4	2				
FSM-IMX464		4	2				
FSM-IMX477		4	2				
FSM-IMX485		4	2				
FSM-IMX565		4	2				
FSM-IMX577		4	2				
FSM-IMX585		4	2				
FSM-IMX678		4	2				
FSM-IMX715		4	2				
FSM-IMX530	2	4	-				1 <sup>1</sup>

Table 1: Ecosystem Software Package - Supported number of FSMs per processing board

<sup>1</sup> SLVS-EC based FPGA reference implementation as part of the SLVS-EC RX IP Core offering.



## 2.1 Reference Software: NVIDIA Jetson Family

The software package provided with the Development Kits of the FRAMOS Sensor Module Ecosystem provided for NVIDIA Jetson platforms provides a reference implementation of sensor and device drivers for MIPI CSI-2. It contains a minimum feature set demonstrating how to utilize the platform specific data interface and communication implementation, as well as the initialization of the image sensor and implementation of basic features.

### Package Content:

- Platform and device drivers with Linux for Tegra Support
- V4L2 based subdevice drivers (low-level C API)
- Streamlined V4L2 library (LibSV) providing generic C/C++ API
- Display Examples:
  - OpenCV (Software)
  - LibArgus (Hardware)

### Supported Devices:

- NVIDIA Jetson Nano Developer Kit (B01)
- NVIDIA Jetson TX2 Developer Kit
- NVIDIA Jetson TX2 NX Developer Kit
- NVIDIA Jetson Xavier NX Developer Kit
- NVIDIA Jetson AGX Xavier Developer Kit

### 2.1.1 Platform and Sensor Device Drivers

The driver divides into two main parts that are configured in separate ways – the Image Modes and the General Features of the image sensor.

#### Image Modes

These are major attributes that have impact to the image data stream formatting. They require a static pre-configuration within the device tree (DT):

- Image / streaming resolution
- Pixel format / bit depth
- Data rate / lane configuration

Each driver provides access to 3 – 5 pre-built configurations, reflecting the main operation modes of the imager. Beside the full resolution, that is always available, they allow to receive image streams in common video resolutions like VGA, Full HD and UHD as they are supported or make sense by the imagers, and utilize sensor features like ROI and binning.

They act as an example for implementation and usage and are available as source. Due to the size limitation of the device tree, it is not possible to integrate an extensive set of options.

**General Features**

These are attributes of the image sensor that do not manipulate the data stream formatting. The drivers provided with the Software Pack integrate the sensor features as shown in the table below.

Pre-Implemented Features per Model	Gain (Analog / Digital)	Frame Rate	Exposure Time	Flip / Mirror	IS Mode (Master / Slave)	Sensor Mode ID	Test Pattern Output	Black Level	HDR Output	Broadcast	Data Rate	Synchronizing Master
FSM-AR0144	Green	Green	Green	Green	Green	Green	Green	Green	Red	Red	Red	Red
FSM-AR0521	Green	Green	Green	Green	Green	Green	Green	Green	Red	Red	Red	Red
FSM-AR1335	Green	Green	Green	Green	Green	Green	Green	Green	Red	Red	Red	Red
FSM-HDP230	Green	Green	Green	Green	Green	Green	Green	Green	Green	Red	Red	Red
FSM-IMX264	Green	Green	Green	Red	Green	Green	Green	Green	Red	Red	Red	Red
FSM-IMX283	Green	Green	Green	Red	Red	Green	Green	Green	Red	Red	Red	Red
FSM-IMX290	Green	Green	Green	Red	Green	Green	Green	Green	Red	Red	Green	Red
FSM-IMX296	Green	Green	Green	Red	Green	Red	Green	Green	Red	Red	Red	Red
FSM-IMX297	Green	Green	Green	Red	Green	Red	Green	Green	Red	Red	Red	Red
FSM-IMX304	Green	Green	Green	Red	Green	Green	Green	Green	Red	Red	Red	Red
FSM-IMX327	Green	Green	Green	Red	Green	Green	Green	Green	Red	Red	Green	Red
FSM-IMX334	Green	Green	Green	Red	Green	Green	Green	Green	Red	Green	Green	Green
FSM-IMX335	Green	Green	Green	Red	Green	Green	Green	Green	Red	Red	Green	Green
FSM-IMX412	Green	Green	Green	Red	Green	Green	Green	Green	Red	Green	Red	Red
FSM-IMX415	Green	Green	Green	Red	Green	Green	Green	Green	Red	Green	Green	Green
FSM-IMX462	Green	Green	Green	Red	Green	Green	Green	Green	Red	Red	Green	Red
FSM-IMX464	Green	Green	Green	Red	Green	Green	Green	Green	Red	Green	Green	Green
FSM-IMX477	Green	Green	Green	Red	Green	Green	Green	Green	Red	Red	Red	Red
FSM-IMX485	Green	Green	Green	Red	Green	Green	Green	Green	Red	Green	Green	Green
FSM-IMX530	Green	Green	Green	Red	Green	Green	Green	Green	Red	Red	Red	Red
FSM-IMX565	Green	Green	Green	Red	Green	Green	Green	Green	Red	Red	Red	Red
FSM-IMX577	Green	Green	Green	Red	Green	Green	Green	Green	Red	Green	Red	Red
FSM-IMX565	Green	Green	Green	Red	Green	Green	Green	Green	Red	Red	Green	Red
FSM-IMX585	Green	Green	Green	Red	Green	Green	Green	Green	Red	Green	Green	Green
FSM-IMX678	Green	Green	Green	Red	Green	Green	Green	Green	Red	Green	Green	Green
FSM-IMX715	Green	Green	Green	Red	Green	Green	Green	Green	Red	Green	Green	Green

- V4L (libsv) and libargus
- V4L (libsv)
- Not Supported/Implemented

Table 2: Supported sensor features on NVIDIA Jetson Family

Further features, as they are supported by the image sensor, can be integrated into the driver sources using the image sensor datasheet.



### 2.1.2 Image Pre-Processing Examples

The provided image processing examples show the general mechanisms of data handling for an image processing using 3<sup>rd</sup>-party libraries. The OpenCV example provides data that is raw (mono) or demosaiced (color) and not further optimized for visual experience, while the LibArgus examples leverages the discrete ISP (Image Signal Processor) inside the Jetson SoC to optimize image reproduction.

#### Argus Camera Example:

- Using hard ISP in NVIDIA Jetson SoCs, most performant option for image preprocessing
- Only applicable for color sensors (color processing can't be disabled)
- Most performant option
- Utilizing libArgus closed source library, support and tuning on individual basis through FRAMOS
- Example Implementation: Shows Demo Tuning per FSM Devkit

	Xavier (AGX, NX)	Tegra X2 (TX2, TX2 NX)	Tegra X1 (TX1, Nano)
<b>Performance</b>			
Max. # of streams through ISP	16	12	6
Pixel Bandwidth (max.)	2 Gpix/s	1.4 Gpix/s	1.4 Gpix/s
Image Resolution (max.)	64 MP	24 MP	24 MP
Image Width (max.)	6144 px	6144 px	6144 px

Table 3: ISP capabilities / limitations of NVIDIA Jetson Family

The software package provided with our FSM Devkits contains a functionally and performance limited example configuration for the Jetson ISP. The configuration is sensor and lens related and demonstrates the combination of our standard kit in environments that are illuminated with fluorescent light, like in office or laboratory.

<b>Supported Features in Default Configuration</b>	
Lens Considered (Type)	Yes (Devkit Lens)
IR Cut Filter (Type)	Yes (650nm/50%)
Sensor Configuration	Driver Default
Demosaic	Yes <sup>2</sup>
Black Level Compensation	Yes (Calibrated)
Bad Pixel Correction	Yes (Calibrated)
Color Correction	Yes (Calibrated)
Auto White Balance (A, TL84, D65)	Limited (Calibrated for TL84 only)
Manual White Balancing	Limited (Not Calibrated)
Lens Shading / Falloff Correction	Limited (Calibrated for Devkit lens)
Noise Reduction	Limited (Not Calibrated)
Sharpening	Limited (Not Calibrated)
Auto Exposure, Gain, Gamma, Color/Tone, Contrast Tuning	Requires Application Specific Tuning

Table 4: Default tuning of NVIDIA Jetson, supplied with FSM Devkits

<sup>2</sup> Demosaicing is always active and can't be disabled. For monochrome sensors refer to libSV to bypass the ISP.



To archive best performance and stable results also in variable lighting conditions, a fully featured calibration will be required. As NVIDIA camera partner, FRAMOS provides full ISP configurations for standard setups on request. Further, full custom calibration services considering lens and application specific requirements for sophisticated applications are provided on per project basis.

**OpenCV Example:**

- Open software library
- Easy to use and large feature set
- Very resource hungry (CPU)
- Not recommended for pre-processing
- Example Implementation: Demosaicing, Displaying

Due to limited performance and extreme resource utilization, the image processing support utilizing the CPU will not be further enhanced.



### 3 Ecosystem Compatibility Matrix

#### 3.1 Hardware Support

The following matrix shows the compatibility of FSMs, FSAs and FPAs to each other. The FSAs differentiate to each other by supplied voltages, power up sequence, generated clock (oscillator) and physical attributes.

##### Sensor Modules with MIPI CSI-2 (D-PHY) Output

Item	FSM-IMX412 FSM-IMX477 FSM-IMX577	FSM-IMX290 FSM-IMX327 FSM-IMX334 FSM-IMX335 FSM-IMX462 FSM-IMX464 FSM-IMX485	FSM-IMX296 FSM-IMX297	FSM-AR0521 FSM-AR1335	FSM-IMX415 FSM-IMX715	FSM-IMX283	FSM-AR0144	FSM-HDP230	FSM-IMX565 FSM-IMX585 FSM-IMX678
FSA-FT1/A	FPA-4.A/TXA FPA-A/NVN FPA-2.A/96B FPA-ABC/XX1 <sup>3</sup>								
FSA-FT3/A		FPA-4.A/TXA FPA-A/NVN <sup>4</sup> FPA-2.A/96B FPA-ABC/XX1 <sup>3</sup>							
FSA-FT6/A			FPA-4.A/TXA FPA-A/NVN FPA-2.A/96B FPA-ABC/XX1 <sup>3</sup>						
FSA-FT7/A				FPA-4.A/TXA FPA-A/NVN FPA-2.A/96B FPA-ABC/XX1 <sup>3</sup>					
FSA-FT11/A					FPA-4.A/TXA FPA-A/NVN FPA-2.A/96B FPA-ABC/XX1 <sup>3</sup>				
FSA-FT12/A						FPA-4.A/TXA FPA-2.A/96B FPA-ABC/XX1 <sup>3</sup>			
FSA-FT13/A							FPA-4.A/TXA FPA-A/NVN FPA-2.A/96B FPA-ABC/XX1 <sup>3</sup>		
FSA-FT19/A								FPA-4.A/TXA FPA-A/NVN FPA-2.A/96B FPA-ABC/XX1 <sup>3</sup>	
FSA-FT26/A									FPA-4.A/TXA FPA-A/NVN FPA-2.A/96B FPA-ABC/XX1 <sup>3</sup>

Table 5: Ecosystem Compatibility Matrix – Native CSI-2 (D-PHY) FSMs

<sup>3</sup> Not verified, Xilinx Development Board with hard MIPI CSI-2 / D-PHY interface.

<sup>4</sup> FSM-IMX334 is not supported due to the sensor requiring 4-lanes MIPI.

**Sensor Modules with (Sub-) LVDS and SLVS Output**

Item	Data Output (FSA)	FSM-IMX264	FSM-IMX304	FSM-IMX421	FSM-IMX530
FSA-FT14/A-00G	MIPI CSI-2	FPA-4.A/TXA FPA-2.A/96B FPA-ABC/XX1 <sup>3</sup>			
FSA-FT15/A-00G	MIPI CSI-2		FPA-4.A/TXA FPA-2.A/96B FPA-ABC/XX1 <sup>3</sup>		
FSA-FT18/A-00G	MIPI CSI-2				FPA-4.A/TXA FPA-2.A/96B FPA-ABC/XX1 <sup>3</sup>
FSA-FT18/BC	SLVS, SLVS-EC				FPA-ABC/XX1 FPA-C/AGX
FSA-FT20/BC	SLVS-EC			FPA-ABC/XX1	

*Table 6: Ecosystem Compatibility Matrix – Sub-LVDS, SLVS and SLVS-EC FSMs*